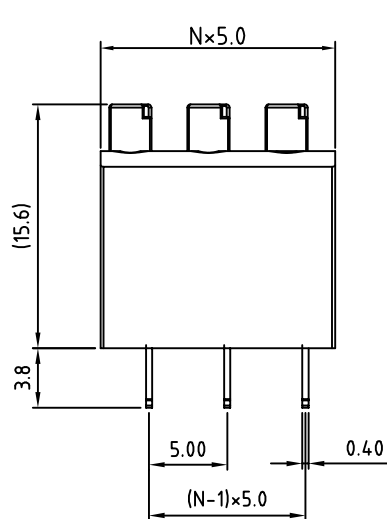

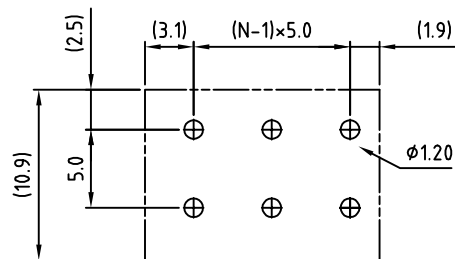
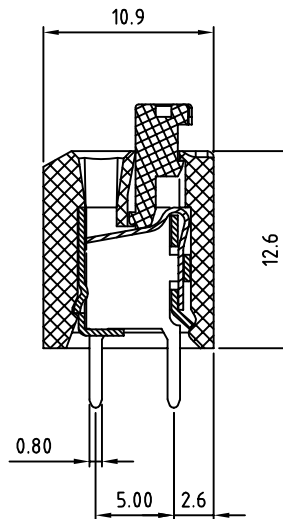


SIGN	DATE	DESCRIPTION	APPROVER
		<i>THIS IS CAD DRAWING, DO NOT REVISE MANUALLY!!!</i>	



N=Number of contacts



P.C.B. LAYOUT

**Material**

- Terminal body (Contact pin): Brass
- Wire guard: Stainless steel
- Surface of solder tail: Tin plated
- Insulator (housing): Thermoplastic (UL94V-0)

**Electrical cULus**

- Voltage rating: 300VAC
- Current rating: 10A
- Wire range:
  - Solid wire(AWG): 16-20
  - Wire strip length: 6-7mm
- Withstanding Voltage: 1.6KV
- Operating temperature: -30°C to +105°C
- Soldering temperature: 250°C±10°C/5 Sec
- Safety Approval: US

RoHS Compliant

PART NUMBER:

**OSTHFXX7080**

- |              |                   |
|--------------|-------------------|
| No. of Poles | COLOR:            |
| 02: 2 Poles  | 3: Orange         |
| 03: 3 Poles  | 8: Grey(Standard) |
| ...          | ...               |
| 24: 24 Poles |                   |



THESE DRAWINGS AND SPECIFICATIONS ARE THE PROPERTY OF ON-SHORE TECHNOLOGY, INC. AND SHALL NOT BE REPRODUCED, COPIED OR USED IN ANY MANNER WITHOUT THE PRIOR WRITTEN CONSENT OF ON-SHORE TECHNOLOGY, INC.

TITLE		OSTHF-5.0mm Series Low profile type			
PART NO.	OSTHFXX7080	DWG NO.	OSTHFXX7080.DWG		
APPROVED	CHECKED	DESIGNED	DRAWN	CUST NO.	Tolerance
Shi jun 2006.11.01	Marvin 2006.07.03	Steady 2006.10.06	Steady 2006.10.06		X. ±0.50
				UNIT: mm	X.X ±0.30
				SCALE: NONE	X.XX ±0.10
				SHEET: 01/01	X° ±1°
				REV: D	