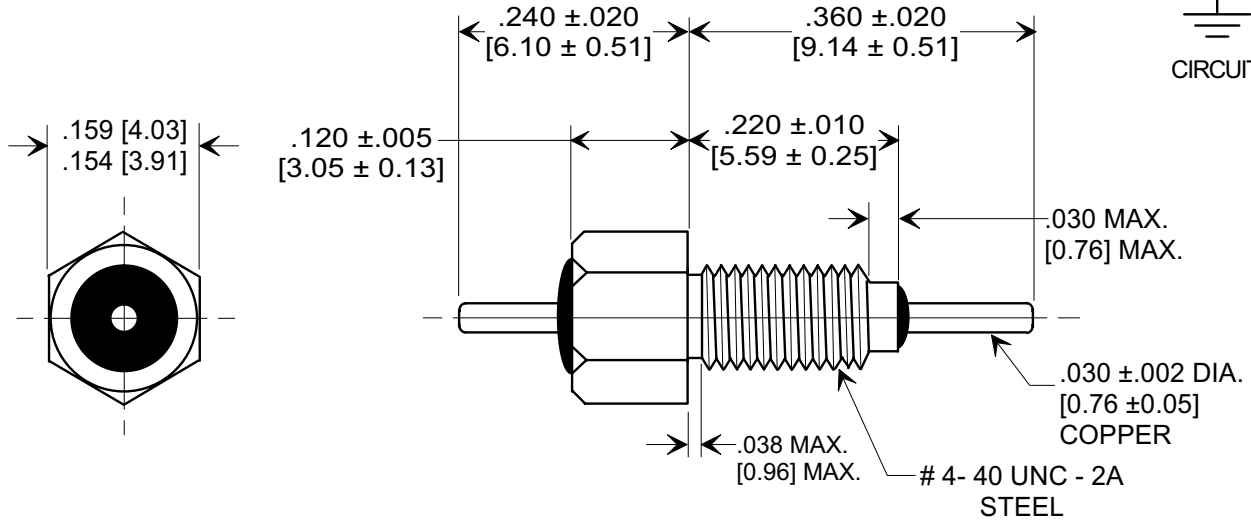
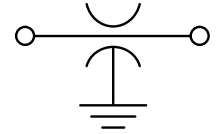
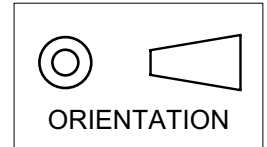


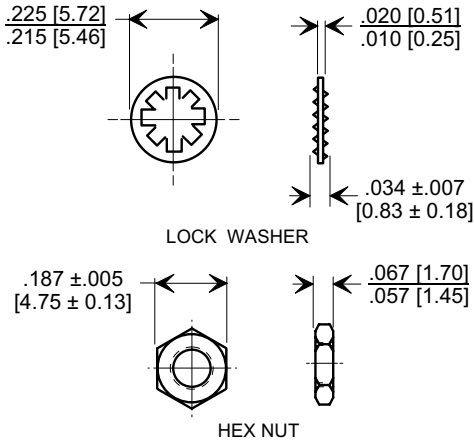
MARKETING SALES DRAWING

Electrical Testing
per Tusonix standard
test plans and Mil-Std-202
Test Methods.

DIMENSIONS IN INCHES - DO NOT SCALE THIS DRAWING
DIMENSIONS IN METRIC - []



MOUNTING HARDWARE



NOTES:

1. TUSONIX STANDARD PART NUMBER: 4400-041.
TUSONIX RoHS COMPLIANT PART NUMBER: 4400-041 LF.
CUSTOMER MUST SPECIFY STANDARD OR RoHS PART NUMBER WHEN ORDERING.
2. LEAD, BUSHING, AND MOUNTING HARDWARE: SILVER PLATED.
3. PART MARKING: TRADEMARK AND VARIATION NUMBER ON HEX FLATS. STANDARD PART: BLACK INK. RoHS PART: GREEN INK.
4. OPERATING TEMPERATURE RANGE : -55°C TO +125°C.
5. MAX. RECOMMENDED SOLDERING TEMPERATURE: 260°C.
6. SUPPLIED WITH HEX NUT AND INTERNAL TOOTH LOCK WASHER.
7. MAX. RECOMMENDED MOUNTING TORQUE - 2.0 lb.-in. [.226 Nm].

CAP.(pf)	TOLERANCE	DC WORKING VOLTAGE		DC CURRENT (AMPS)	I.R. MIN. @ 100 (VDC)	DWV (VDC)	MIN. NO LOAD INSERTION LOSS (dB) @ 25°C PER MIL-STD-220				
		85°C	125°C				1 MHz	10 MHz	100 MHz	1 GHz	10 GHz
50,000	GMV	50	50	10	20 G Ω	100	15	35	45	70	70

X-2015 Rev-0	REVISION RECORD	0	ADDED AND REVISED NOTES. ADDED IR & DWV.S.M 12-14-05
	Original Release	20020114-1-01	
	20051122-2-23	1	

--TOLERANCES-- Unless Otherwise Specified		Title BUSHING STYLE EMI FILTER	
DECIMAL ± NOTED		Drawn S.M. 01-14-02 Scale 5 X	
ANGLES ±		Approved B.Mc. 01-14-02	
TUSONIX TUCSON, ARIZONA		A	4400-041